

# CT 76

## SOLAR PROTECT

**Silico-elastomeric plaster, stone like structure**  
**Grain 1.5 mm or 2.0 mm**

**Decorative thin-layer plaster with increased UV protection for indoor and outdoor applications**

### CHARACTERISTICS


- ▶ high resistance to UV
- ▶ surface durability with self-healing effect
- ▶ high colour stability
- ▶ self-cleaning (resistant to dirt)
- ▶ elastic and impact resistant
- ▶ very low absorption and high vapour permeability
- ▶ resistant to different weather conditions
- ▶ very wide colouristic palette of Ceresit Colours of Nature® & Intense
- ▶ extended shelflife



Technical data sheet No. CT 76 25.07.19



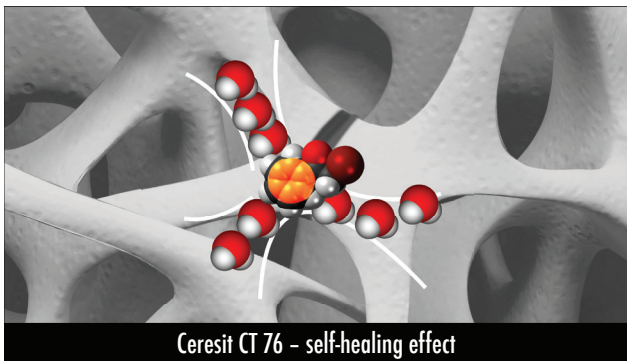

Colours of Nature  
Colour System



### SCOPE OF USE


Ceresit CT 76 is used for making thin-layer plasters on external insulation systems, concrete substrates, traditional plasters, gypsum substrates and chipboards, gypsum cardboards, etc.

We recommend the application of the CT 76 plaster as façade plaster within Ceresit ETICS (External Thermal Insulation Composite Systems) with the use of EPS-boards and mineral wool. CT 76 plaster is recommended to be applied to the partitions where high permeability is required. Due to special additives and fillers CT 76 plaster has ability of 'self-healing' the microcracks on the surface. The increased amount of UV absorbers provides perfect colour light fastness.



For the sake of facade durability, to prevent excessive heating of the facade surface, it is recommended to use CT 76 plaster with HBW light reflection value  $> = 15$ . When using plaster with HBW below 15, it is recommended to consult the solution with Ceresit technical department in order to select the appropriate insulation system.

Plaster CT 76 is protected from biological paralyzes, e.g. fungus, mould and algae, increasing their resistance to its effects.



## SURFACE PREPARATION

CT 76 can be applied to smooth, carrying, dry and clean substrates free from grease, bitumen, dust and other substances decreasing adhesion:

- cement plasters and lime-cement plasters (age above 28 days), concrete (age above 3 months, moisture  $\leq 4\%$ ) primed with the priming paint Ceresit CT 16,
- reinforced layers made of Ceresit CT 80, CT 85, CT 190, ZU, Thermo Universal mortars primed with the priming paint CT 16 (age above 3 days)
- gypsum substrates (only inside the buildings) with moisture below 1%, firstly primed with the agent Ceresit CT 17, and then with the priming paint CT 16,
- chipboards, gypsum-fibre boards and gypsum cardboards (only inside the buildings), fixed according to the recommendations of the board manufacturers, firstly primed with the priming agent CT17, and then with the priming paint CT 16,
- strong paint coats (only inside the buildings), with good adhesion to the substrate, primed with the priming paint CT 16.

Uneven and damaged substrates should be first smoothed and repaired. In case of traditional plasters and concrete substrates, Ceresit CT 29 plaster filler can be used. The existing dirt, layers of low strength, as well as elastic, lime and adhesive paint coatings should be removed. Absorbent substrates should be primed with the agent Ceresit CT 17, and then painted with Ceresit CT 16 priming paint after minimum 2 hours. It is recommended to use the colour of the priming paint CT 16 similar to the colour of the plaster. CT 76 can be applied when the priming paint CT 16 becomes completely dry.

The moisture coming from the substrate can cause the destruction of the plaster, therefore one should be assured that the adequate sealing layers have been made in the rooms (places) endangered with constant moisture.

## APPLICATION

The whole content of the container should be carefully stirred. If the need appears, add no more than 1% of clean water and mix again. Neither rusty containers nor tools can be used. CT 76 should be evenly applied on the substrate at the thickness of the grain by means of a steel long float held at the angle. Then, it should be given homogenous structure with round movements by means of a plastic long float flatly held to achieve the appearance densely laid out aggregate grains structure.

### Do not sprinkle plaster with water!

Work should be done on one surface without breaks, keeping the same product consistency. If there is a need to stop working, the self-adhesive tape should be applied along the previously fixed line. Then plaster should be applied, structure formed, and tape torn off with the plaster remaining on it. After a break, the application should be continued from the fixed place. The edge of the previously applied plaster can be protected with self-adhesive tape.

Tools and fresh plaster stains should be washed with water. The hardened plaster remains can be mechanically removed. Plaster renovation should be done by painting with Ceresit CT 48, CT 49 silicone paints.



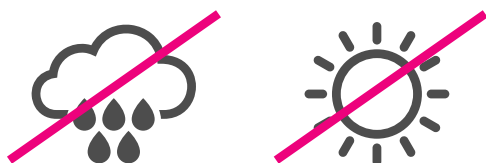
## PLEASE NOTE

Application should be performed in the ambient and substrate temperature ranging from +5 to +25 °C and humidity below 80%.

This product should not be mixed with other plasters, pigments, resins and binders. The rooms where the material has been applied should be aired until the odour disappears and before they are used. In case of contact with eyes, they should be rinsed with water and the general practitioner should be consulted. This product should be stored out of reach of children. The performance characteristics are given in the text Declaration of Performance.

## OTHER INFORMATION

The plaster should not be applied on highly sunny walls and should be protected against too fast drying. Until it dries completely, it should be protected against rain. It is recommended to use scaffolding protection.



Due to the plaster mineral fillers that can cause differences in the colour of plaster, one surface should be plastered with the material of the same production batch number printed on each container. In order to ensure a uniform structure of the plaster there should be provided adequate number of employees at various levels of scaffolding and work surfaces combined "wet on wet". The opened container should be carefully closed, and its content used as soon as possible.

## STORAGE

Up to 18 months since the production date when stored in dry cool conditions and in original undamaged packages.

**Protect against frost and direct sunlight!**

## PACKAGING

Plastic containers of 25 kg.

## TECHNICAL DATA

Base:  
water dispersion of silicone and acrylic resins with mineral fillers and pigments

Density: 1.7 kg/dm<sup>3</sup>

Temperature of application:  
from +5 °C to +25 °C

Drying time: approx. 15 min.

Resistant to rain: from 24 to 48 hours  
depending on the temperature

Water vapour permeability: V 1 acc. EN 15824

Water absorption: W 3 acc. EN 15824

Adhesion: 0,6 MPa acc. EN 15824

Thermal conductivity:  $\lambda=0,61\text{W}/(\text{m}\cdot\text{K})$  acc EN 15824

Impact resistance: cat. II acc. ETAG 004

Water absorption after 24 h: < 0,5 kg/m<sup>2</sup> acc. ETAG 004

Water vapor permeability:  $S_d \leq 1,0\text{ m}$  acc. ETAG 004

Adhesion between layers after ageing:  $\geq 0,08\text{ MPa}$  acc. ETAG 004

Fire classification acc. EN 13501-1:

B – s1, d0 in:

Ceresit Ceretherm Popular

Ceresit Ceretherm Classic

Ceresit Ceretherm Wool Classic

Ceresit Ceretherm Universal EPS

A2-s1, d0 in:

Ceresit Ceretherm Universal MW

Resistance to overgrowth by mould: total resistance

Assumed consumption:

CT 76 grain 1.5 mm from 2.1 to 2.5 kg/m<sup>2</sup>

CT 76 grain 2.0 mm from 3.1 to 3.4 kg/m<sup>2</sup>

This product possesses:

### European Technical Assessment (ETA) in systems:

| Ceresit Ceretherm System | Popular        | Classic        | Classic Wool   | Universal EPS  | Universal MW   |
|--------------------------|----------------|----------------|----------------|----------------|----------------|
| ETA                      | 08/0309        | 09/0014        | 09/0026        | 13/0535        | 14/0127        |
| Certifikate              | 1488-CPR0382/Z | 1488-CPR0439/Z | 1488-CPR0440/Z | 1488-CPR0457/Z | 1488-CPR0362/Z |
| DoP                      | 00426          | 00420          | 00424          | 00433          | 00435          |

Apart from the information given here it is also important to observe the relevant guidelines and regulations of various organisations and trade associations as well as the respective standards of the German Standards Institute (DIN). The aforementioned characteristics are based on practical experience and applied testing. Warranted properties and possible uses which go beyond those warranted in this information sheet require our written confirmation. All data given was obtained at an ambient and material temperature of +23 °C and 50 % relative air humidity unless specified otherwise. Please note that under other climatic conditions hardening can be accelerated or delayed.

The information contained herein, particularly recommendations for the handling and use of our products, is based on our professional experience. As materials and conditions may vary with each intended application, and thus are beyond our sphere of influence, we strongly recommend that in each case sufficient tests are conducted to check the suitability of our products for their intended use. Legal liability cannot be accepted on the basis of the contents of this data sheet or any verbal advice given, unless there is a case of wilful misconduct or gross negligence on our part. This technical data sheet supersedes all previous editions relevant to this product.